

This Page Is Inserted by IFW Operations
and is not a part of the Official Record

BEST AVAILABLE IMAGES

Defective images within this document are accurate representations of the original documents submitted by the applicant.

Defects in the images may include (but are not limited to):

- BLACK BORDERS
 - TEXT CUT OFF AT TOP, BOTTOM OR SIDES
 - FADED TEXT
 - ILLEGIBLE TEXT
 - SKEWED/SLANTED IMAGES
 - COLORED PHOTOS
 - BLACK OR VERY BLACK AND WHITE DARK PHOTOS
 - GRAY SCALE DOCUMENTS

IMAGES ARE BEST AVAILABLE COPY.

**As rescanning documents *will not* correct images,
please do not report the images to the
Image Problem Mailbox.**

PCTWORLD INTELLECTUAL PROPERTY ORGANIZATION
International Bureau

INTERNATIONAL APPLICATION PUBLISHED UNDER THE PATENT COOPERATION TREATY (PCT)

(51) International Patent Classification ⁷ : C09J 123/04, 153/02 // (C09J 123/04, 153:02)	A1	(11) International Publication Number: WO 00/00565 (43) International Publication Date: 6 January 2000 (06.01.00)
(21) International Application Number: PCT/US99/14836 (22) International Filing Date: 30 June 1999 (30.06.99) (30) Priority Data: 09/108,338 30 June 1998 (30.06.98) US 09/345,684 30 June 1999 (30.06.99) US (71) Applicants: H.B. FULLER LICENSING & FINANCING, INC. [US/US]; 1200 Willow Lake Boulevard, Box 64683, St. Paul, MN 55164-0683 (US). THE DOW CHEMICAL COMPANY [US/US]; 2030 Dow Center, Midland, MI 48674 (US).		(72) Inventors: QUINN, Thomas, H.; 1200 Willow Lake Boulevard, Box 64683, St. Paul, MN 55164-0683 (US). CAMERON, Janelle; 1200 Willow Lake Boulevard, Box 64683, St. Paul, MN 55164-0683 (US). EICHLER-JOHNSON, Beth, M.; 1200 Willow Lake Boulevard, Box 64683, St. Paul, MN 55164-0683 (US). KEEHR, Mike; 1200 Willow Lake Boulevard, Box 64683, St. Paul, MN 55164-0683 (US). LINDQUIST, Jeffrey; 1200 Willow Lake Boulevard, Box 64683, St. Paul, MN 55164-0683 (US). MALCOLM, David; 1200 Willow Lake Boulevard, Box 64683, St. Paul, MN 55164-0683 (US). MCKAY, Kevin; 1200 Willow Lake Boulevard, Box 64683, St. Paul, MN 55164-0683 (US). PARIKH, Deepak; 2030 Dow Center, Midland, MI 48674 (US). (74) Agents: FISHER, Carolyn, A. et al.; 1200 Willow Lake Boulevard, Box 64683, St. Paul, MN 55164-0683 (US). (81) Designated States: AL, AM, AT, AU, AZ, BA, BB, BG, BR, BY, CA, CH, CN, CU, CZ, DE, DK, EE, ES, FI, GB, GD, GE, GH, GM, HR, HU, ID, IL, IN, IS, JP, KE, KG, KP, KR, KZ, LC, LK, LR, LS, LT, LU, LV, MD, MG, MK, MN, MW, MX, NO, NZ, PL, PT, RO, RU, SD, SE, SG, SI, SK, SL, TJ, TM, TR, TT, UA, UG, UZ, VN, YU, ZW, ARIPO patent (GH, GM, KE, LS, MW, SD, SL, SZ, UG, ZW), Eurasian patent (AM, AZ, BY, KG, KZ, MD, RU, TJ, TM), European patent (AT, BE, CH, CY, DE, DK, ES, FI, FR, GB, GR, IE, IT, LU, MC, NL, PT, SE), OAPI patent (BF, BJ, CF, CG, CI, CM, GA, GN, GW, ML, MR, NE, SN, TD, TG). Published <i>With international search report.</i>
(54) Title: HOT MELT ADHESIVE COMPOSITION COMPRISING HOMOGENEOUS ETHYLENE INTERPOLYMER AND BLOCK COPOLYMER (57) Abstract A hot melt adhesive composition comprising a) from about 5 wt.% to about 50 wt.% of at least one homogeneous linear or substantially linear ethylene/alpha-olefin interpolymer characterized as having a density from 0.850 to 0.965 g/cm ³ ; b) from about 1 wt.% to about 40 wt.% of at least one block copolymer; and c) from about 10 wt.% to about 75 wt.% of at least one tackifying resin wherein said adhesive does not fail cohesively.		

FOR THE PURPOSES OF INFORMATION ONLY

Codes used to identify States party to the PCT on the front pages of pamphlets publishing international applications under the PCT.

AL	Albania	ES	Spain	LS	Lesotho	SI	Slovenia
AM	Armenia	FI	Finland	LT	Lithuania	SK	Slovakia
AT	Austria	FR	France	LU	Luxembourg	SN	Senegal
AU	Australia	GA	Gabon	LV	Latvia	SZ	Swaziland
AZ	Azerbaijan	GB	United Kingdom	MC	Monaco	TD	Chad
BA	Bosnia and Herzegovina	GE	Georgia	MD	Republic of Moldova	TG	Togo
BB	Barbados	GH	Ghana	MG	Madagascar	TJ	Tajikistan
BE	Belgium	GN	Guinea	MK	The former Yugoslav Republic of Macedonia	TM	Turkmenistan
BF	Burkina Faso	GR	Greece	ML	Mali	TR	Turkey
BG	Bulgaria	HU	Hungary	MN	Mongolia	TT	Trinidad and Tobago
BJ	Benin	IE	Ireland	MR	Mauritania	UA	Ukraine
BR	Brazil	IL	Israel	MW	Malawi	UG	Uganda
BY	Belarus	IS	Iceland	MX	Mexico	US	United States of America
CA	Canada	IT	Italy	NE	Niger	UZ	Uzbekistan
CF	Central African Republic	JP	Japan	NL	Netherlands	VN	Viet Nam
CG	Congo	KE	Kenya	NO	Norway	YU	Yugoslavia
CH	Switzerland	KG	Kyrgyzstan	NZ	New Zealand	ZW	Zimbabwe
CI	Côte d'Ivoire	KP	Democratic People's Republic of Korea	PL	Poland		
CM	Cameroon	KR	Republic of Korea	PT	Portugal		
CN	China	KZ	Kazakhstan	RO	Romania		
CU	Cuba	LC	Saint Lucia	RU	Russian Federation		
CZ	Czech Republic	LI	Liechtenstein	SD	Sudan		
DE	Germany	LK	Sri Lanka	SE	Sweden		
DK	Denmark	LR	Liberia	SG	Singapore		
EE	Estonia						

HOT MELT ADHESIVE COMPOSITION COMPRISING HOMOGENEOUS ETHYLENE INTERPOLYMER AND BLOCK COPOLYMER

Related Applications

This application is a continuation-in-part of Serial No. 09/108,338 filed June 30, 1998 which is a continuation-in-part of Serial No. 08/615,751 filed March 14, 1996 and a continuation-in-part of Serial No. 08/973,779 filed January 8, 1998 which is a continuation-in-part of Serial No. 08/615,750 filed March 14, 1996; all of which are incorporated herein by reference.

Background of the Invention

WO 95/33006 published December 7, 1995 relates to a thermoplastic elastomer blend comprising 50% to 99% by weight of at least one styrenic block copolymer and 1% to 50% by weight of at least one homogeneously branched ethylene interpolymer having a density from 0.855 g/cc to 0.905 g/cc wherein the ethylene interpolymer in the amount employed is a substantially inert extender characterized by certain properties. Exemplified are compositions containing certain S-I-S species as well as a mixture of Kraton G-1650 and Engage 8100 at weight ratios of 1:3 to 3:1.

Summary of the Invention

The present invention is a hot melt adhesive composition comprising at least one homogeneous ethylene/ α -olefin interpolymer which is an interpolymer of ethylene and at least one C_3 - C_{20} α -olefin and at least one block copolymer. Preferably, the concentration of the homogeneous ethylene/ α -olefin interpolymer ranges from about 5 wt-% to about 40 wt-%, whereas the concentration of the block copolymer ranges from about 1 wt-% to about 40 wt-%, more preferably from about 10 wt-% to about 20 wt-%. The adhesive composition further comprises at least one additional hot melt adhesive ingredient including tackifiers, plasticizers and waxes. In the case of pressure sensitive adhesives, at least one tackifying resin and a plasticizing oil are preferred, whereas for non-pressure sensitive adhesive compositions at least one tackifying resin and at least one wax is

preferred. The tackifier is preferably employed at a concentration of at least about 30 wt-%.

The homogeneous ethylene/ α -olefin interpolymers preferably have a density ranging from 0.850 to about 0.885 g/cm³. To minimize the molten viscosity of the adhesive composition, the homogeneous ethylene/ α -olefin interpolymers preferably have a melt index of greater than about 10 grams/10 minutes, more preferably greater than about 30 g/10 minutes, even more preferably greater than about 100 g/10 minutes, and most preferably greater than about 500 g/10 minutes.

The block copolymer is preferably a hydrogenated block copolymer having non-elastomeric end-blocks of styrene and a rubbery mid-block of ethylene/propylene, ethylene/butylene or mixtures thereof. For low viscosity adhesive compositions, preferably the block copolymer has a solution viscosity of less than about 5000 cps for a 25 wt-% solution of block copolymer. Further, for increased cohesive strength, the block copolymer preferably contains a minimal amount of diblock ranging from 0 wt-% to about 20 wt-%. For high performance pressure sensitive adhesives, preferably a saturated block copolymer having a high vinyl content midblock is employed.

The adhesive compositions are useful for a variety of end-use hot melt pressure sensitive adhesive applications including removable grades, semi-permanent and permanent grades, as well as freezer grade adhesive compositions. The inventive pressure sensitive adhesive compositions exhibit good heat resistance, enhanced non-staining characteristics and reduced residual transfer tendencies. These compositions also exhibit superior adhesion and superior resistance to ultraviolet (UV) light. Accordingly, the compositions are well suited for a variety of tape and label applications, particularly those having paper substrate backings, as well as positioning adhesives for feminine napkins. Due to the heat and UV light resistance, the adhesive compositions also find utility in a variety of "high performance" tape and label applications including packaging tapes, tape applications for automobiles, carpet tapes, "hook and loop" applications (Velcro®), labels for windows (automobile, boat and construction industries), labels for appliances and electronics, shelf marking adhesives and so forth. The novel pressure sensitive adhesives may also be utilized for bookbinding applications including lining-up, tightbacking, book joint, side glue, puzzle and gameboard

lamination, thread-securing or gluing-off, facing and slip cases. Such applications however, may also employ non-pressure sensitive adhesives.

The inventive non-pressure sensitive adhesive compositions find particular utility in paper packaging and bookbinding applications such as one shot or perfect bookbinding, two shot bookbinding, Rep-Kover, casing-in and casemaking. In the case of low temperature applied hot melts, both the set temperature and the heat resistance is substantially improved, whereas in the case of bookbinding adhesive, the composition exhibits enhanced tensile strength in combination with improved heat resistance while maintaining a low molten viscosity.

10

Brief Description of the Drawings

Figures 1 to 8 depict effects diagrams that were generated using RS/1 experimental design software. Effects diagrams depict the change in a response with respect to a change in concentration of an ingredient from a minimum to a maximum of a range while the other ingredients are held constant. The constant amounts, called the reference mixture, are the average formulation in the design.

Figures 1 to 3 illustrate effects diagrams for hot melt pressure sensitive adhesive compositions, whereas Figures 4 to 8 depict effects diagrams for hot melt adhesives particularly useful for bookbinding applications.

20

Detailed Description of the Invention

Hot melt adhesives are thermoplastic compositions that are applied in a molten or flowable form. For many applications, hot melt adhesives are employed to bond two or more substrates while the adhesive is sufficiently molten. In other instances, the adhesive may be applied to a single substrate and cooled. The adhesive is subsequently bonded to a second substrate or surface with heat re-activation or by means of the surface tack of the cooled adhesive in the case of pressure sensitive adhesives. For the purpose of the invention, "hot melt adhesive" refers to all such adhesive compositions. Further, in the case of "pressure sensitive" hot melt adhesives, the composition possesses sufficient internal strength such that it does not fail cohesively.

30

The adhesive composition of the invention comprises at least one homogeneous ethylene/ α -olefin interpolymer which is an interpolymer of ethylene and at least one C_3 - C_{20} α -olefin. The term "interpolymer" is used herein to indicate a copolymer, or a terpolymer, or a higher order polymer. That is, at least one other comonomer is
5 polymerized with ethylene to make the interpolymer.

Homogeneous ethylene/ α -olefin interpolymers differ from amorphous polyolefins also described as amorphous polyalphaolefins (APAO), with regard to homogeneity, molecular weight distribution (M_w/M_n), as well as comonomer (α -olefin) content. Amorphous polyolefins are homopolymers, copolymers and terpolymers of C_2 -
10 C_8 α -olefins which are typically polymerized by means of processes which employ Ziegler-Natta catalysts, resulting in a relatively broad molecular weight distribution, typically greater than 4. In contrast, the homogeneous ethylene/ α -olefin interpolymers useful in the inventive adhesive composition are characterized as having a narrow molecular weight distribution. The homogeneous ethylene/ α -olefins have a M_w/M_n of
15 less than 4, preferably less than 3, more preferably from 1.5 to 2.5, even more preferably from 1.8 to 2.2, and most preferably about 2.0. Further, whereas amorphous polyolefins produced from Ziegler-Natta catalysis typically have an α -olefin concentration greater than 50 wt-%, homogeneous ethylene/ α -olefin interpolymers useful in the present invention are predominantly ethylene, having a greater ethylene content than comonomer
20 content.

It is also noted that substantially linear interpolymers useful in the invention differ from low density polyethylene prepared in a high pressure process. In one regard, whereas low density polyethylene is an ethylene homopolymer having a density of from 0.900 to 0.935 g/cm³, the homogeneous linear and substantially linear interpolymers
25 useful in the invention require the presence of a comonomer to reduce the density.

The homogeneous ethylene/ α -olefin interpolymer is a homogeneous linear or substantially linear ethylene/ α -olefin interpolymer. By the term "homogeneous", it is meant that any comonomer is randomly distributed within a given interpolymer molecule and substantially all of the interpolymer molecules have the same ethylene/comonomer
30 ratio within that interpolymer. The melting peak of homogeneous linear and substantially linear ethylene polymers, as obtained using differential scanning

calorimetry, will broaden as the density decreases and/or as the number average molecular weight decreases. However, unlike heterogeneous polymers, when a homogeneous polymer, prepared in a solution polymerization process, has a melting peak greater than 115°C (such as is the case of polymers having a density greater than 0.940 g/cm³), it does not additionally have a distinct lower temperature melting peak.

Substantially linear ethylene interpolymers are homogeneous interpolymers having long chain branching. Due to the presence of such long chain branching, substantially linear ethylene interpolymers are further characterized as having a melt flow ratio (I_{10}/I_2) which may be varied independently of the polydispersity index, and the like, the molecular weight distribution M_w/M_n . This feature accords substantially linear ethylene polymers with a high degree of processability despite a narrow molecular weight distribution.

The long chain branches of substantially linear ethylene interpolymers have the same comonomer distribution as the interpolymers backbone and can be as long as about the same length as the length of the interpolymers backbone. When a substantially linear ethylene/ α -olefin interpolymers is employed in the practice of the invention, such interpolymers will be characterized as having an interpolymers backbone substituted with from 0.01 to 3 long chain branches per 1000 carbons.

Methods for determining the amount of long chain branching present, both qualitatively and quantitatively, are known in the art.

The homogeneous ethylene/ α -olefin interpolymers is an interpolymers of ethylene with at least one comonomer selected from the group consisting of C₃-C₂₀ α -olefins, non-conjugated dienes, and cycloalkenes. Exemplary C₃-C₂₀ α -olefins include propylene, isobutylene, 1-butene, 1-hexene, 4-methyl-1-pentene, 1-heptene, and 1-octene. Preferred C₃-C₂₀ α -olefins include 1-butene, 1-hexene, 4-methyl-1-pentene, 1-heptene, and 1-octene, more preferably 1-hexene and 1-octene. Exemplary cycloalkenes include cyclopentene, cyclohexene and cyclooctene. The non-conjugated dienes suitable as comonomers, particularly in the making of ethylene/ α -olefin/diene terpolymers, are typically non-conjugated dienes having from 6 to 15 carbon atoms. Representative examples of suitable non-conjugated dienes include:

- (a) Straight chain acyclic dienes such as 1,4-hexadiene; 1,5-heptadiene; and 1,6-octadiene;
- (b) Branched chain acyclic dienes such as 5-methyl-1,4-hexadiene; 3,7-dimethyl-1,6-octadiene; and 3,7-dimethyl-1,7-octadiene;
- 5 (c) Single ring alicyclic dienes such as 4-vinyl cyclohexene; 1-allyl-4-isopropylidene cyclohexane; 3-allyl cyclopentene; 4-allyl cyclohexene; and 1-isopropenyl-4-butenylcyclohexene;
- (d) Multi-ring alicyclic fused and bridged ring dienes such as dicyclopentadiene; alkenyl, alkylidene, cycloalkenyl, and cycloalkylidene
10 norbornenes, such as 5-methylene-2-norbornene; 5-methylene-6-methyl-2-norbornene; 5-methylene-6,6-dimethyl-2-norbornene; 5-propenyl-2-norbornene; 5-(3-cyclopentenyl)-2-norbornene; 5-ethylidene-2-norbornene; and 5-cyclohexylidene-2-norbornene.

One preferred conjugated diene is piperylene. The preferred dienes are selected
15 from the group consisting of 1,4-hexadiene; dicyclopentadiene; 5-ethylidene-2-norbornene; 5-methylene-2-norbornene; 7-methyl-1,6 octadiene; piperylene; and 4-vinyl cyclohexene.

The molecular weight of the homogeneous ethylene/ α -olefin interpolymers will be selected on the basis of the desired performance attributes of the adhesive formulation.
20 Typically, the homogeneous ethylene/ α -olefin interpolymers will have a number average molecular weight of at least 800 grams/mole, preferably at least 1,300 and no more than 100,000 grams/mole. Ultra low molecular weight homogeneous ethylene/ α -olefin interpolymers are considered to have a number average molecular weight of less than about 11,000 g/mole.

25 For adhesive applications in which high viscosity compositions are unproblematic, homogeneous ethylene/ α -olefin interpolymers having a melt index as low as 0.25 g/10 min. may be employed. However, for the majority of hot melt adhesive applications, wherein it is desired to minimize viscosity, the homogeneous ethylene/ α -olefin interpolymers typically have a melt index greater than about 10 g/10 min., more
30 typically greater than about 20 g/10 min., preferably greater than about 30 g/10 min., more preferably greater than about 50 g/10 min., even more preferably greater than about

100 g/10 min., even more preferably greater than about 200 g/10 min. and most preferably the melt index ranges from about 500 g/10 min. to about 2500 g/10 min. Further, in some instances the melt index can range as high as 4000 g/10 min.

The melt index inversely relates to the molten viscosity. The viscosity at 350°F (177°C) ranges from about 2,000 cPs to about 2,000,000 cPs, preferably from about 3,500 cPs to about 1,000,000 cPs, and more preferably from about 5,000 cPs to about 100,000 cPs.

The density of the homogeneous ethylene/ α -olefin interpolymers will be selected on the basis of the desired performance attributes of the adhesive formulation. Typically however, the homogeneous ethylene/ α -olefin interpolymers will have a density of at least 0.850 g/cm³, preferably at least 0.860 g/cm³, and more preferably about 0.870 g/cm³. For the majority of the preferred compositions for targeted adhesive applications, the homogeneous ethylene/ α -olefin interpolymers will have a density of no more than 0.965 g/cm³, preferably no more than 0.900 g/cm³, more preferably no more than 0.890 g/cm³, and even more preferably no more than 0.885 g/cm³, and most preferably no more than 0.880 g/cm³.

The homogeneous ethylene/ α -olefin interpolymers will be present in the adhesive composition of the invention in an amount greater than about 5 wt-%, and preferably greater than about 10 wt-%. The homogeneous ethylene/ α -olefin interpolymers will typically be present in the adhesive of the invention in an amount less than about 50 wt-%, preferably less than about 40 wt-%, and more preferably less than about 30 wt-%.

The adhesive composition comprises either a single homogeneous ethylene/ α -olefin interpolymers or a blend of two or more interpolymers. In instances when a single homogeneous ethylene/ α -olefin interpolymers is employed, the interpolymers will preferably have a density ranging from about 0.850 g/cm³ to 0.885 g/cm³ and a melt index of greater than about 100 g/10 min. In the case of homogeneous ethylene/ α -olefin interpolymers blends, the density of the interpolymers blend will preferably possess the targeted density and melt index. However, the individual interpolymers comprising the blend may have a density and/or melt index outside of the specified range.

When employing two or more homogeneous ethylene/ α -olefin interpolymers, the first and second interpolymer will differ from each other with respect to the type of comonomer and/or the molecular weight or melt index, and/or the density, and/or the molecular weight distribution. Accordingly, the first and second interpolymer may differ
5 in number average molecular weight by at least 5000, preferably at least 10,000, and more preferably at least 20,000. In addition or in the alternative, the first and second interpolymers may differ in density by at least 0.005 g/cm³, preferably by at least 0.01 g/cm³.

Homogeneously branched linear ethylene/ α -olefin interpolymers may be
10 prepared using polymerization processes (for example, as described by Elston in US Patent No. 3,645,992) which provide a homogeneous short chain branching distribution. In his polymerization process, Elston uses soluble vanadium catalyst systems to make such polymers. However, others such as Mitsui Petrochemical Company and Exxon Chemical Company have used so-called single site catalyst systems to make polymers
15 having a homogeneous linear structure. U.S. Patent No. 4,937,299 to Ewen et al. and U.S. Patent No. 5,218,071 to Tsutsui et al. disclose the use of catalyst systems based on hafnium for the preparation of homogeneous linear ethylene polymers. Homogeneous linear ethylene/ α -olefin interpolymers are currently available from Mitsui Petrochemical Company under the trade name "Tafmer" and from Exxon Chemical Company under the
20 trade name "Exact".

Substantially linear ethylene/ α -olefin interpolymers are available from the Dow Chemical Company as Affinity® polyolefin plastomers and Engage® polyolefin elastomers. Substantially linear ethylene/ α -olefin interpolymers may be prepared in accordance with the techniques described in U.S. Patent No. 5,272,236 and in U.S.
25 Patent No. 5,278,272.

Ultra-low molecular weight polymers may also be suitably prepared using a constrained geometry metal complex, according to the procedures of U.S. Serial No. 08/784,683, herein incorporated by reference in its entirety.

In addition to the homogeneous ethylene/ α -olefin interpolymer, the adhesive of
30 the present invention comprises at least one block copolymer present in an amount ranging from about 1 wt-% to about 40 wt-%, preferably from about 2 wt-% to about 30

wt-%, more preferably from about 5 wt-% to about 25 wt-%, and most preferably from about 10 wt-% to about 20 wt-%. At 1 wt-%, the effect is subtle but detectable. At concentrations below 1 wt-% the effect of the block copolymer tends to be so subtle that it is difficult to detect with most adhesive performance testing. At concentrations greater than about 40 wt-%, the viscosity tends to be too high for the majority of adhesive applications. Further, minimal block copolymer concentrations tend to be advantageous with respect to cost.

A wide variety of block copolymers are useful in the present invention including A-B-A triblock structures, A-B diblock structures, $(A-B)_n$ radial block copolymer structures, as well as branched and grafted versions of such, wherein the A endblock is a non-elastomeric polymer block, typically comprising polystyrene and/or vinyl, and the B block is an unsaturated conjugated diene or hydrogenated version thereof. In general, the B block is typically isoprene, butadiene, ethylene/butylene (hydrogenated butadiene), ethylene/propylene (hydrogenated isoprene) and mixtures thereof. Commercial embodiments include the Kraton® D and G series block copolymers, available from Shell Chemical Company (Houston, TX), Europrene® Sol T block copolymers available from EniChem (Houston, TX), Vector® block copolymers available from Exxon (Dexco) (Houston, TX), as well as others.

In general, block copolymers range in A block (styrene or vinyl) content from 0 wt-%, as in the case of multi-arm $(EP)_n$ 100% diblock polymers, to about 50 wt-%. Typically, the non-elastomeric A block concentration ranges from about 5 wt-% to about 45 wt-% with respect to the weight of the block copolymer. For improved compatibility, particularly in the case of nonwoven and bookbinding adhesive compositions, block copolymers having a relatively low A block (styrene content) are preferred. In such instances the styrene content is preferably less than about 25 wt-%, more preferably less than about 20 wt-% and most preferably from about 5 wt-% to about 15 wt-% styrene with respect to the total weight of the block copolymer.

Block copolymers also range in diblock content from 0%, wherein the block copolymer is 100% coupled, to 100% diblock, as previously mentioned, preferably from about 0% to about 50% and most preferably from about 0% to about 30%. The preferred diblock content of the block copolymer depends on the selection of the homogeneous

ethylene/ α -olefin. When employed with a homogeneous ethylene/ α -olefin having a relatively high melt index, preferably the block copolymer is predominantly triblock, having a low diblock content. In such instances, preferably the block copolymer has a diblock content of less than 30 wt-% and most preferably from 0 to 20 wt-% with respect to the weight of the block copolymer. For this embodiment the block copolymer contributes significantly to the cohesive strength of the adhesive composition. Alternatively, when employing a homogeneous ethylene/ α -olefin having a melt index less than about 100 g/10 min., increasingly higher concentrations of diblock may be employed since the adhesive strength is contributed primarily by the homogeneous ethylene/ α -olefin, rather than by the formation of styrene domains by the block copolymer.

The molecular weight of a block copolymer relates to its solution viscosity at 77°F (25°C) for a given weight of polymer in (toluene) solvent. The amount of block copolymer employed for determining the solution viscosity depends on the molecular weight. For the higher molecular weight block copolymers, the solution viscosity is typically expressed as a function of a 10 wt-% or 15 wt-% block copolymer solution, whereas for more conventional and lower molecular weight block copolymers, a 25 wt-% block copolymer solution is employed. For 10 wt-% or 15 wt-%, the solution viscosity of the block copolymer for use in the invention ranges from about 50 cPs to about 2000 cPs at about 77°F (25°C). For a 25 wt-% block copolymer solution, the solution viscosity may range from about 100 to about 100,000 cPs, preferably from about 200 to about 50,000 cPs, more preferably from about 200 to about 25,000 and most preferably from about 200 to about 10,000 cPs. For low viscosity adhesive compositions, preferably the solution viscosity of the block copolymer employed is less than 8000 cps, more preferably less than about 5000, even more preferably less than about 3000 cps and most preferably less than about 2000 for a 25 wt-% solution. Preferably, the block copolymer employed in the adhesive composition of the present invention is substantially fully hydrogenated in which the midblock is typically ethylene/butylene, ethylene/propylene, or mixtures thereof. Hydrogenated block copolymers tend to be most compatible. Further, the addition of such block copolymers does not diminish the outstanding thermal stability contributed by the homogeneous ethylene/ α -olefin.

The majority of commercially available hydrogenated block copolymers are predominantly linear. Branched versions such as Kraton® GRP-69A having a styrene-ethylene/butylene-styrene backbone with isoprene side chains, as well as Kraton® G 1730, an S-EP-S-EP block copolymer having a terminal ethylene-propylene block rather than terminal polystyrene are most useful for increasing tack.

In addition to the essential homogeneous ethylene/ α -olefin interpolymers and block copolymers, the adhesive compositions of the present invention comprise one or more tackifiers. As used herein, the term "tackifier" or "tackifying resin" means any of the compositions described below which are useful to impart tack to the hot melt adhesive composition. ASTM D-1878-61T defines tack as "the property of a material which enables it to form a bond of measurable strength immediately on contact with another surface".

The adhesive of the invention comprises from 10 wt-% to about 80 wt-% of a tackifying resin. When it is desired to employ less than 30 wt-% polymer, the adhesive will comprise from about 20 wt-% to about 75 wt-% and more preferably from 30 wt-% to about 65 wt-% tackifier, and most preferably from about 35 wt-% to about 60 wt-% tackifier.

In general terms, the tackifying resins useful in the adhesives of the invention comprise resins which may be derived from renewable resources such as rosin derivatives including wood rosin, tall oil and gum rosin, as well as rosin esters and natural and synthetic terpenes, and derivatives of such. Aliphatic, aromatic or mixed aliphatic-aromatic petroleum based tackifiers are also useful in the adhesives of this invention. Representative examples of useful hydrocarbon resins include alpha-methyl styrene resins, branched and unbranched C₅ resins, C₉ resins, C₁₀ resins, as well as styrenic and hydrogenated modifications of such. Tackifying resins range from being a liquid at about 25°C (room temperature) to having a ring and ball softening point of about 150°C. Most solid tackifying resins have a ring and ball softening point from about 70°C to about 140°C. Solid tackifying resins with a softening point greater than about 100°C, more preferably with a softening point greater than about 130°C, are particularly useful to improve the cohesive strength of the adhesives of the present

invention, particularly when only a single homogeneous ethylene/ α -olefin interpolymer is utilized.

For the adhesives of the invention, the preferred tackifying resin is predominantly aliphatic. However, tackifying resins with increasing aromatic character are also useful, particularly when a second tackifier or mutually compatible plasticizer is employed.

A plasticizer is broadly defined as a typically organic composition that can be added to thermoplastics, rubbers and other resins to improve extrudability, flexibility, workability or stretchability. In preferred embodiments of the invention, the plasticizer will be provided to the adhesive in amounts from 0 wt-% up to about 50 wt-%, preferably from about 0 wt-% to about 40 wt-% and more preferably in amounts from about 0 wt-% to about 30 wt-% of the adhesive. For most pressure sensitive adhesive compositions, the preferred amount of plasticizer is about 5 wt-%, preferably about 10 wt-% and most preferably from about 15 wt-% to about 30 wt-%. Minor amounts of plasticizer, about 5 wt-% to about 10 wt-%, may be used in non-pressure sensitive adhesive composition to alter the open time and/or reduce the cost of the adhesive composition. The plasticizer may be either a liquid or a solid at ambient temperature. Exemplary liquid plasticizers include hydrocarbon oils, polybutene, liquid tackifying resins and liquid elastomers. Plasticizer oils are primarily hydrocarbon oils which are low in aromatic content and which are paraffinic or naphthenic in character. Plasticizer oils are preferably low in volatility, transparent and have as little color and odor as possible. The use of plasticizers in this invention also contemplates the use of olefin oligomers, low molecular weight polymers, vegetable oils and their derivatives and similar plasticizing liquids.

When a solid plasticizing agent is employed, it will preferably have a softening point above 60°C. It is believed that by combining the homogeneous ethylene/ α -olefin interpolymer with a suitable tackifying resin and a solid plasticizer such as a cyclohexane dimethanol dibenzoate plasticizer, the resulting adhesive composition may be applied at temperatures below 120°C, preferably below 100°C. Although a 1,4-cyclohexane dimethanol dibenzoate compound commercially available from Velsicol under the trade name Benzoflex® 352 is exemplified, any solid plasticizer that will subsequently recrystallize in the compounded thermoplastic composition is suitable. Other plasticizers

that may be suitable for this purpose are described in EP 0422 108 B1 and EP 0 410 412 B1, both assigned to H.B. Fuller Company.

Waxes may be usefully employed in the adhesive compositions of the present invention, particularly when the adhesive composition is intended to be relatively tack free upon cooling and solidifying, such as for various packaging and bookbinding applications. Waxes are commonly used to modify the viscosity and reduce tack at concentrations up to 60 wt-%, preferably at concentrations ranging from about 5 wt-% to about 55 wt-%, more preferably in amounts ranging from about 10 wt-% to about 35 wt-%, and most preferably from about 15 wt-% to about 30 wt-%.

Waxes useful in the adhesives of the present invention include paraffin waxes, microcrystalline waxes, Fischer-Tropsch waxes, oxidized Fischer-Tropsch waxes, polyethylene and by-products of polyethylene wherein M_w is less than 3000, and functionalized waxes such as hydroxy steramide and fatty amide waxes. The terminology "synthetic high melting point" (HMP) waxes includes high density low molecular weight polyethylene waxes, by product polyethylene waxes, and Fischer-Tropsch waxes. For high melt point waxes, the concentration of wax is typically less than 35 wt-%, whereas at wax concentrations above 35 wt-%, paraffin waxes are typically used and are often used in combination with high melting point waxes in concentrations of less than about 15 wt-% and preferably less than about 10 wt-%.

Also suitable are ultra-low molecular weight ethylene/ α -olefin interpolymers prepared using a constrained geometry catalyst, which may be referred to as homogeneous waxes. Such homogeneous waxes, as well as processes for preparing such homogeneous waxes, are set forth in the Examples below. Homogeneous waxes, in contrast to paraffinic waxes and crystalline ethylene homopolymer or interpolymers, will have a M_w/M_n of from 1.5 to 2.5, preferably from 1.8 to 2.2.

Homogeneous waxes will be either ethylene homopolymers or interpolymers of ethylene and a C_3 - C_{20} α -olefin. The homogeneous wax will have a number average molecular weight less than 6000, preferably less than 5000. Such homogeneous waxes will typically have a number average molecular weight of at least 800, preferably at least 1300.

Depending on the intended end use, the adhesive composition may further comprise at least one additional polymer in combination with the homogeneous ethylene/ α -olefin interpolymer and block copolymer at concentrations up to 25 wt-%, preferably at concentrations of less than 10 wt-%. These non-essential additional polymers will be described as "modifying polymers" for the purpose of the present invention. The modifying polymer may be any compatible elastomer, polyamide, amorphous or crystalline polyolefin such as polypropylene, polybutylene or polyethylene wherein M_w is greater than 3000; ethylenic copolymers such as ethylene-vinyl acetate (EVA), ethylene-methyl acrylate (EMA), ethylene(n)-butyl acrylate (EnBA) or a mixture thereof. A preferred modifying polymer for increasing the open time and heat resistance is a polybutene-1 copolymer such as Duraflex® 8910 (Shell).

As is known in the art, various other components can be added to modify the tack, color, odor, etc., of a hot melt adhesive. Additives such as antioxidants (for example, hindered phenolics (for example, Irganox® 1010, Irganox® 1076), phosphites (for example, Irgafos® 168), antiblock additives, pigments, and fillers, can also be included in the formulations. It is generally preferred that the additives should be relatively inert and have negligible effects upon the properties contributed by the homogeneous linear or substantially linear interpolymer, tackifying agent, and plasticizing oil.

Formulations Useful for Hot Melt Adhesives

The following Table A sets forth preferred weight percentages of various components for target end-use applications of the adhesive compositions of the invention.

Table A

	Hot Melt Adhesives		Pressure Sensitive Adhesives	
	Low Temperature	Bookbinding	Permanent & Removable	High Performance
Homogeneous ethylene/ α -olefin interpolymer	5-30	5-50	5-50	10-40
More Preferred	10-25	10-40	10-40	20-35
Block Copolymer	1-15	2-40	2-20	5-30

More Preferred	2-10	3-30	3-15	10-25
Tackifier	30-60	20-60	20-60	20-60
More Preferred	35-55	25-55	25-55	30-50
Plasticizing Oil	0-10	0-10	0-40	0-30
More Preferred	0-5	0-5	5-30	0-20
Wax	5-35	0-45	< 10 percent	< 5 percent
More Preferred	10-30	5-35	<5	<5

The embodied adhesive compositions which are relatively tack-free upon cooling are specifically well suited for various packaging and bookbinding applications. Further, the adhesive composition is useful for bonding a variety of substrates including virgin and recycled Kraft paper, high and low density Kraft, chipboard, coated and treated paper, highly filled paper, laminated paper, etc., as well as polymeric film and foil substrates.

The low temperature applied hot melt adhesive compositions are characterized by Brookfield® viscosities of less than about 5,000 cPs at 135°C, preferably less than about 3,500 cPs, more preferably less than about 2,000 cPs, even more preferably from about 600 cPs to about 1800 cPs, even more preferably from about 700 cPs to about 1600 cPs and most preferably from about 800 cPs to about 1300 cPs at about 135°C. Regardless of the viscosity, the adhesive compositions of the present invention are further characterized by low densities allowing for better adhesion due to better penetration into porous substrates. Low densities also make the compositions ideally suited for recycling.

The low temperature hot melt adhesives of the present invention further exhibit excellent heat resistance, thermal stability and flexibility. The programmed oven peel values or 100g peels are indicative of the heat resistance. The peel values are typically greater than about 50°C, preferably greater than about 55°C, more preferably greater than about 60°C, even more preferably greater than about 65°C and most preferably greater than about 70°C.

The set temperature is preferably from about 55°C to about 80°C, more preferably from about 60°C to about 75°C and most preferably from about 60°C to about 70°C. The open temperature is preferably from about 65°C to about 95°C, more preferably from about 70°C to about 85°C and most preferably from about 70°C to about 80°C.

The target ranges of properties for bookbinding adhesives is set forth in Table B as follows:

Table B

	Viscosity at 350°F	100 g Peel	Cold Crack	Ambient Range*	Tensile
Useful	≤ 10,000 cps	≥ 120°F (49°C)	≤ 40°F (4.4°C)	≥ 80°F (27°C)	≥ 350 psi (2.4 mPa)
Good	< 8,000 cps	> 130°F (54°C)	< 30°F (-1°C)	> 100°F (38°C)	> 500 psi (3.4 mPa)
Excellent	< 6,000 cps	> 140°F (60°C)	< 20°F (-7°C)	> 120°F (49°C)	> 600 psi (4.1 mPa)

5 Hot melt pressure sensitive adhesives have different performance criteria depending on the type of application for which the adhesive is being used. There are five general grades including removable, semi-permanent, permanent, freezer and extruder grades.

Removable grade HMPSA's generally have 180° peels to stainless steel of less
 10 than about 3 pounds per linear inch (pli) (540 grams/cm) and loop tack values of less than about 40 ounces (1135 grams). Semi-permanent grades generally have peel values from about 3 to about 5 pounds per inch (about 540 to about 900 g/cm) and permanent grades have peel values of greater than about 5 pli (900 g/cm). Freezer grades HMPSA's may have 180° peels to stainless steel of any value but are often between about 2 and
 15 about 4 pli (between about 360 and about 720 g/cm) due to the required softness. The glass transition temperature (T_g) is typically less than about -20°F (about -30°C). All of these various grades preferably have a viscosity at about 177°C of less than about 20,000 cPs, preferably less than about 15,000 cPs and most preferably less than about 10,000 cPs. It is generally required that extruder grade
 20 HMPSA's have a viscosity at about 177°C of greater than about 100,000 cPs.

Any of these hot melt pressure sensitive adhesives can be used for a tremendous amount of different applications. Removable grades are used for various tape and label applications including magazine tipping, credit card attachment, removable store shelf marking for sale items, labels for electronics and appliances and so forth. They may also
 25 be used for windows in the automobile, recreational vehicle and construction industries. These adhesives further require good ultraviolet (UV) light stability. Semi-permanent grades are used for labels on refrigerated food, i.e., dairy products. Freezer grades are used for frozen food labels and for freezer shelf marking. Permanent grades may be used

for mailing labels, bottle labels, case sealing tapes, tamper evident bag closures and so forth. Both permanent and extruder grades may be used for high performance applications such as carpet tape adhesives, "hook and loop" (Velcro®), tapes for the automotive industry, transfer tapes and packaging tapes. Any of these HMPSA's may be used in the bookbinding industry for "tipping" where labels and samples are temporarily adhered to books and magazines, tightbacking, lining-up, book joint and side glue.

The adhesives of the present invention have good specific adhesion to a wide variety of substrates and good internal cohesive strength. When used as removable grade adhesives, the compositions of the present invention have good anchorage to the base substrate to which they are applied in the molten state.

It is desirable that the hot melt pressure sensitive adhesives of the present invention do not fail cohesively. Cohesive failure for removable grades, for instance, leads to adhesive transfer and residue. This is extremely undesirable for compositions usable on disposable articles such as diaper tape adhesives and feminine napkin or incontinent positioning adhesives where residue is transferred to skin or clothing. It is also undesirable for adhesives used on any type of removable label such as for windows, automobiles, appliances, electronics, store shelf-marking, etc.

Cohesive failure refers to the failure of the adhesive internally rather than adhesive failure where the adhesive fails from the substrate. This type of failure tends to leave undesirable residue or adhesive transfer on a substrate unless the adhesive is specifically designed to fail cohesively as found in U.S. Patent No. 5,741,840 to Lindquist et al. issued April 21, 1998. It has been found that the addition of even small amounts of a block copolymer such as 1% or 2% by weight of the adhesive, will increase the cohesive or internal strength of the hot melt adhesive without detrimentally increasing the viscosity.

Processes for the Preparation of Hot Melt Adhesives.

The hot melt adhesives and pressure sensitive adhesives of the invention may be prepared by standard melt blending procedures. In particular, the first polymer(s), tackifier(s), and optional plasticizer(s) may be melt blended at an elevated temperature (from 150°C to 200°C) under an inert gas blanket until a homogeneous mix is obtained.

Any mixing method producing a homogeneous blend without degrading the hot melt components is satisfactory, such as through the use of a heated vessel equipped with a stirrer.

Further, the homogeneous ethylene/ α -olefin interpolymer(s), optional tackifier(s) and optional plasticizer(s) may be provided to an extrusion coater for application to the substrate.

When the ethylene/ α -olefin interpolymer is a blend of two or more ethylene/ α -olefin interpolymers, it will be preferred to prepare the pressure sensitive adhesives using a dual reactor configuration, with one of the polymers being produced in the first reactor, the other of the polymers being produced in a second reactor, and the tackifier(s) and optional plasticizer(s) being optionally provided, typically at a point after the second reactor, via a side-arm extruder. In this embodiment, pressure sensitive adhesives can be provided in forms such as pellets, pillows, or any other desired configuration. Examples of such a process which may be adapted in accordance with the teachings of this disclosure to prepare blends of a homogenous linear (higher molecular weight or ultra-low molecular weight) or substantially linear ethylene/ α -olefin interpolymer, wax, and optional tackifier, are disclosed in WO 94/00500 and WO 94/01052.

The hot melt adhesives of the present invention can be applied by extrusion, slot coating, spiral spray, meltblown, spray-splatter, screen printing, or roll coating by delivery from bulk or reservoirs capable of controlling the temperature within a range from about 121°C (250°F) to about 204°C (400°F).

Test Methods

Unless indicated otherwise, the following testing procedures are employed:

Density is measured in accordance with ASTM D-792. The samples are annealed at ambient conditions for 24 hours before the measurement is taken.

Melt index (I_2), is measured in accordance with ASTM D-1238, condition 190°C/2.16 kg (formally known as "Condition (E)").

Molecular weight is determined using gel permeation chromatography (GPC) on a Waters 150°C high temperature chromatographic unit equipped with three mixed porosity columns (Polymer Laboratories 103, 104, 105, and 106), operating at a system temperature of 140°C. The solvent is 1,2,4-trichlorobenzene, from which 0.3 percent by weight solutions of the samples are prepared for injection. The flow rate is 1.0 mL/min. and the injection size is 100 microliters.

The molecular weight determination is deduced by using narrow molecular weight distribution polystyrene standards (from Polymer Laboratories) in conjunction with their elution volumes. The equivalent polyethylene molecular weights are determined by using appropriate Mark-Houwink coefficients for polyethylene and polystyrene (as described by Williams and Word in Journal of Polymer Science, Polymer Letters, Vol. 6, (621) 1968, incorporated herein by reference) to derive the following equation:

$$M_{\text{polyethylene}} = a * (M_{\text{polystyrene}})^b.$$

In this equation, $a = 0.4316$ and $b = 1.0$. Weight average molecular weight, M_w , is calculated in the usual manner according to the following formula: $M_w = \sum w_i * M_i$, where w_i and M_i are the weight fraction and molecular weight, respectively, of the i th fraction eluting from the GPC column.

Fineline & Spray

Adjust the hot melt applicator and laminator to proper setting.

Nip Pressure	15 psi (0.1 mPa)
Spiral Spray	4 mg/in ² (26 mg/cm ²)
Fineline	1.4 mg/in (3.6 mg/cm)
Web Speed	400-500 ft/min (120-150 meters/min)
Air Temp.	50°F (10°C) above application temp
Nozzle Distance from Substrate	30-60 mm

Prepare fineline and spray bonds using the settings indicated above. During the run, drop eight to ten 2 inch by 8 inch (5 cm by 20 cm) strips of release paper cross directional across the web to serve as starting points for the T-peel evaluation. Cut 10 samples one bead or one spray spiral in width by 3 inches (7.6 cm) in length. Run T-peels on a slip/peel tester, Instron or other suitable measuring device at 12 inches (30 cm) per minute. Report the average of 10 samples.

Set Temperature and Open Temperature

The gradient bar method was used to determine open/waxy and waxy/set temperatures. The gradient bar is set and equilibrated for 1 hour. A molten line of adhesive which is approximately 1/4 inch wide (0.6 cm) was poured down the center of the gradient bar. A strip of Kraft paper which is approximately 2 inches by 14 inches (5 cm x 35.6 cm) was placed on top of the adhesive line and a 4.5 pound PSA roller was passed over the top of the Kraft paper twice in order to assure that the system is sufficiently wet out. This laminate is then allowed to dwell for 3 minutes at which time the Kraft paper is peeled starting from the hottest end of the gradient bar and pulling slowly to the coolest end. Transition temperatures are determined using a digital thermometer (pyrometer) which has a surface probe. Temperatures are recorded on the metal surface of the gradient bar.

The set/waxy temperature is the point at which the tear line for the paper crosses the entire adhesive line. Once the set temperature has been determined, the open/waxy temperature may be determined. After the 2 inch by 14 inch (5 cm x 35.6 cm) of Kraft paper has been torn from the adhesive line, 1/8 inch to 1/4 inch by 2 inch strips of paper (0.3 cm to 0.6 cm x 5 cm) were placed down on the gradient bar over the open/waxy region. The paper strips were then removed from the low temperature end until a piece with adhesive wetting out the paper was found, designating the open/waxy transition temperature.

Programmed Oven Peels (100g) and Programmed Oven Shears (500g)

Each adhesive sample was coated onto Kraft paper by hand using glass rods or shims. The resultant coating is a 1 inch (2.5 cm) wide band that is about 8-10 mils or

0.008 to 0.010 inches (0.2 to 0.25 mm) thick. After conditioning the bonds at room temperature for at least 16 hours, the peel values and shear values were determined by placing samples in a programmed oven with 100 gram weights for the peel mode and 500 gram weights for the shear mode, ramping the temperature up from 25°C to 175°C at a rate of 25°C/hour. The oven automatically records the temperature at which the samples fail. The reported result is the average failure temperature of four to five bonds.

180° Peels to Stainless Steel

Peel values were determined using test method #PSTC-1. About 1 mil adhesive film is coated onto polyester (Mylar®) film out of a solvent blend using a Baker Applicator. Samples are then cut into 1 inch x 8 inch strips (2.54 cm x 20.32 cm) for determining peel values.

Loop Tack, Quick Tack or Quick Stick

A film of adhesive about 1 mil thick is coated onto polyester (Mylar®) film out of a solvent solution. The film is allowed to dry for a minimum of 24 hours. The film is then mated with release liner, and cut into 1 inch x 5 inch strips (2.54 cm x 12.7 cm). A test sample is then inserted into a Chemsultants International Loop Tack Tester with the adhesive side facing out (release liner removed). The Loop Tack Tester automatically records the tack value in oz/in².

Shear Adhesion Failure Temperature (SAFT)

The adhesive composition is solvent coated onto Mylar® polyester manufactured by the Du Pont de Nemours in Wilmington, DE at a coat weight of about 25 g/m². The solvent is allowed to evaporate. The sample is cut into 1 inch x 3 inch (2.54 cm x 7.62 cm) strips and two coated strips are laminated together overlapping a 1 inch x 1 inch (2.54 cm x 2.54 cm) area being careful not to entrap air bubbles. The remaining coated strip of adhesive may be covered with release liner. A 500 gram weight is then suspended to one end of the resultant laminate which is then suspended from the ceiling by clamps in a programmable forced air oven. The oven temperature is ramped at a rate of 25°C per hour and the temperature at which the specimen fails is recorded. This

measurement is used as an indication of the heat resistance of the composition which is important for shipping.

Bonding Tests

- 5 Adhesive bonds were made on various substrates using an application temperature of about 135°C, an open time of 2 seconds, a set time of 2 seconds, and a bead size of 3/32 of an inch (0.32 cm) on corrugated substrates. The resulting bonds were then conditioned for at least 24 hours at the different test temperatures, and then separated by hand and the amount of fiber tear was determined. A minimum of three
- 10 samples were tested for each adhesive at each of the different temperatures and the adhesives were then rated using a system of poor, good or excellent. Poor bonds were those where a small amount or no fiber tear was observed, good bonds showed roughly half or more fiber tear and excellent bonds showed a substantial amount of fiber tear or close to full fiber tear.

15

Cloud Point

- A 25 mm x 150 mm Pyrex test tube is filled 3/4 full with molten hot melt adhesive at a temperature of about 177°C. A thermometer is inserted into the molten hot melt resting against the test tube wall. The "cloud point" is the temperature at which the
- 20 thermometer markings are no longer visible when observed through the test tube wall opposite the thermometer.

Ambient Range is defined as the difference between the 100g peel and the cold crack.

25 Ultimate Tensile & Elongation, Yield Point and Young's Modulus

- Tensile and elongation, Young's Modulus and Yield Point are determined using ASTM D-638. The die used is an ASTM D-638 Type 4 die. A one inch gauge with a video extensometer is used to monitor elongation. Strain rate is between about 20 inches/minute and about 25 inches/minute (20.5 inches/minute for these examples).
- 30 Prepare a 20-30 mil (0.5 - 0.7 mm) thick adhesive film free of air bubbles on a polytetrafluoroethylene or aluminum sheet. Cut 7 dogbones lengthwise from the film

measuring the thickness at the gauge section. Condition the samples for at least 24 hours at 21°C and 23 to 50 percent relative humidity. Place each sample in the jaws of an Instron tensile tester or equivalent with a load cell capable of measuring up to about 2000-2500 psi. Elongate samples at a 10 inches/minute (20.5 cm/min) crosshead speed until break. Record the Ultimate Tensile strength at break by dividing the maximum force by the initial cross-sectional area of the sample and "percent Elongation" by dividing the displacement at break by the sample length and multiply by 100. These are averages of at least five samples. Yield point or yield stress is the point on the stress versus strain curve where the stress value becomes constant with strain and where an irreversible deformation has occurred. The resistance to tensile deformation or Young's Modulus, is generally measured at small strains. Young's modulus is a method of ranking the relative flexibility of adhesive films.

Cold Crack

Prepare several 1 inch by 3 inch (2.5 cm by 7.6 cm) adhesive films free of air bubbles which are 20-30 mils (0.5 - 0.7 mm) in thickness. Place three films individually over the v-shaped base of a cold crack apparatus which consists of a stand with an interlocking pressure bar. The stand is 3 inches (7.6 cm) by 0.75 inch (1.9 cm) wide and 12 inches (30 cm) long. A 90° angle is cut squarely ½ inch (1.3 cm) deep into the top surface. Place the pressure bar, which is also cut at a 90° angle, into the gap of the stand. This test is repeated lowering the temperature at 5°F (-15°C) increments with a new film sample for each temperature until the film cracks. The recorded "Cold Crack" is an average of at least 2 samples.

Melt Viscosity

Melt viscosity is determined in accordance with the following procedure using a Brookfield Laboratories DVII+ Viscometer in disposable aluminum sample chambers. The spindle used is a SC-31 hot-melt spindle, suitable for measuring viscosities in the range of from 10 to 100,000 centipoise. A cutting blade is employed to cut samples into pieces small enough to fit into the 1 inch (2.5 cm) wide and 5 inches (13 cm) long sample chamber. The sample is placed in the chamber, which is in turn inserted into a

Brookfield Thermosel and locked into place with bent needle-nose pliers. The sample chamber has a notch on the bottom that fits the bottom of the Brookfield Thermosel to ensure that the chamber is not allowed to turn when the spindle is inserted and spinning. The sample is heated to 350°F (177°C), with additional sample being added until the melted sample is about 1 inch (2.5 cm) below the top of the sample chamber. The viscometer apparatus is lowered and the spindle submerged into the sample chamber.

Lowering is continued until brackets on the viscometer align on the Thermosel. The viscometer is turned on, and set to a shear rate which leads to a torque reading in the range of 30 to 60 percent. Readings are taken every minute for about 15 minutes, or until the values stabilize, which final reading is recorded.

Examples:

Description of Ingredients Employed in the Examples

15	Polymer A	500 MI, 0.870 g/cm ³ ethylene-octene homogenous interpolymer (The Dow Chemical Company, Freeport, TX)
20	Polymer B	1000 MI, 0.870 g/cm ³ ethylene-octene homogenous interpolymer (The Dow Chemical Company, Freeport, TX)
	Polymer C	5 MI, 0.870 g/cm ³ ethylene-octene homogeneous interpolymer (The Dow Chemical Co.)
25	Polymer D	20% styrene, 100% triblock, 10 MI, S-EB-S block copolymer
	Polymer E	30% styrene, 30% diblock, MFR=14, S-EB-S block copolymer
30	Kraton® G-1650	29% styrene, 100% triblock S-EB-S block copolymer Solution Viscosity = 8,000 cPs @ 25 wt-% polymer at 25°C (Shell, Houston, TX)

	Kraton® G-1651	33% styrene, 100% triblock S-EB-S block copolymer Solution Viscosity = 1,850 cPs @ 10 wt-% polymer at 25°C
5	Kraton® G-1652	29% styrene, 100% triblock S-EB-S block copolymer Solution Viscosity = 1,350 cPs @ 25 wt-% polymer at 25°C (Shell, Houston, TX)
10	Kraton® G-1657	13% styrene, 35% diblock S-EB-S block copolymer Solution Viscosity = 4,200 cPs @ 25 wt-% polymer at 25°C (Shell, Houston, TX)
15	GRP-6917	styrene-ethylene/butylene-styrene with short chain branching due to a high vinyl content and having greater than about 32 wt-% styrene, Solution Viscosity = 70 cPs @ 10 wt-% polymer at 25°C, 8200 cPs @ 20 wt-%.
	GRP-6918	styrene-ethylene/propylene-styrene block copolymer similar to Kraton® G-1651, Solution Viscosity = 1400 @ 10 wt-%.
20	Kraton® G-1730	styrene-ethylene/propylene-styrene-ethylene/propylene block copolymer having terminal ethylene/propylene block
25	Kraton® G-1780	styrene-ethylene/propylene star block copolymer having styrene content of ~ 7 wt-%, Solution Viscosity = 410 cps @ 10 wt-%
	N500 Oil	naphthenic processing oil
	Escorez® 5615	aliphatic-aromatic hydrocarbon resin
30	Escorez® 5400	100°C hydrogenated dicyclopentadiene hydrocarbon resin (Exxon, Houston, TX)

Escorez® 5340	140°C hydrogenated dicyclopentadiene hydrocarbon resin (Exxon, Houston, TX)
ECR-158	High Tg hydrogenated dicyclopentadiene hydrocarbon resin (Exxon, Houston, TX)
Hercules® V-1120	aliphatic-aromatic hydrocarbon resin
PX100 Wax	Synthetic Fischer-Tropsch wax; 100°C melt point
Parafint® C-80	synthetic low melting point (80°C) wax; Fischer-Tropsch
Regalite V-1120	120°C hydrogenated hydrocarbon resin, (Hercules, Wilmington, DE)
Irganox® 1076	hindered phenolic antioxidant

Polymers A and B are ethylene/1-octene copolymers prepared in a continuous solution polymerization process in accordance with U.S. Patent No. 5,272,236, U.S. Patent No. 5,278,272 and U.S. Serial No. 08/784,683, filed on January 22, 1997 in the names of Finlayson et al., each of which is incorporated herein by reference in its entirety. Polymers A and B were treated with 35 ppm water as a catalyst kill, and were stabilized with 2000 ppm Irganox® 1076 hindered phenolic antioxidant.

Pressure Sensitive Adhesive Examples

An experimental design was conducted in order to study the effect of adding homogeneous interpolymers to a styrene-ethylene/butylene-styrene based hot melt PSA. The concentration range for each ingredient employed in the design is as follows, whereas the measured responses were Loop Tack, SAFT and 180° Peel:

<u>Ingredient Tradename</u>	<u>Concentration Range (wt-%)</u>
Escorez® 5400	50 (constant)
Polymer B	0 to 20
Kraton® G-1652	10 to 25
5 500 second processing oil	15 to 30

RS/1 experimental design software generated an eleven sample design, which included 4 replicates. A 300 gram amount of each example was made as a hot melt in a Caframo mixer and dissolved in toluene. PSA films on Mylar™ were made by casting
10 from solvent. RS/1 was used to generate models for the three responses. Loop Tack did not model well and no conclusions could be drawn from the data. Models for SAFT and 180° Peel exhibited no statistical evidence of lack of fit.

The results of the SAFT and 180° Peel models show some interesting effects. Effects diagrams depict the change in a response with respect to a change in the
15 concentration of an ingredient from the minimum to the maximum of the range while the other ingredients are held constant. The "constant" amounts, called the reference mixture, are the average formulation in the design. Accordingly, Figure 1 demonstrates that as the block copolymer concentration increases from 10 to 25, a 40°F (~4°C) increase in SAFT is obtained. Whereas, both the homogeneous interpolpolymer (ITP) and
20 the oil (N500) have a decreasing effect on SAFT. The effect of the oil's decrease on SAFT is about twice as great as homogeneous interpolpolymer. Figure 2 depicts that an increase in block copolymer has little effect on peel, whereas increasing oil decreases peel. The Applicants surmised that the homogeneous interpolpolymer would act like an oil in the adhesive. This expectation was confirmed with respect to SAFT. However, unlike
25 an oil, the peel adhesion increased with increasing ITP polymer. Figure 3 is a contour plot of Peel depicting that at a constant resin concentration maximum peel values are achieved with a maximum homogeneous interpolpolymer concentration. Reducing the oil content of products without decreasing tack minimizes oil bleed through and staining problems. This property is particularly desirable for tapes and labels which are bonded
30 to paper substrates as well as feminine care positions adhesives, as a means to reduce residual transfer and cost.

Experimental Formulas and Test Data

The following examples illustrate compositions of the design and of the present invention:

Example	Escorez® 5400	N500 Oil	Polymer B	Kraton® G1652	Loop Tack	SAFT °F	180° Peel
1	50	15	20	15	65.2 (1.85 kg)	145 (63°C)	3.6
2	50	15	10	25	55.7 (1.58 kg)	163 (73°C)	2.7
3	50	15	10	25	56 (1.59 kg)	161 (72°C)	3.2
4	50	30	10	10	93.3 (2.65 kg)	118 (48°C)	2.1

5

A series of experiments were conducted to examine the compatibility of high molecular weight substantially hydrogenated block copolymers, namely S-EB-S and S-EP-S, with homogeneous interpolymers. The base formulation is as follows:

<u>Ingredients</u>	<u>Concentrations</u>
Polymer B	20
Block Copolymer	10
Escorez® 5400 tackifier resin	50
Pennznep® 500 oil	20

15

20

Example	Block Copolymer Type	SAFT °F	180° peel	Loop Tack	Appearance
5	Kraton® G-1652	133 (56°C)	4.0 #/in (715 g/cm) adhesive-ss	65 oz. (1.84 kg)	clear film
6	GRP-6917	150 (66°C)	5.1 #/in (912 g/cm) 50% cohesive	93 oz. (2.64 kg)	clear film
7	GRP-6918	159 (71°C)	6.0 #/in (1072 g/cm) adhesive-mylar	103 oz. (2.92 kg)	clear film
8	Kraton® G-1651	172 (78°C)	5.5 #/in (983 g/cm) adhesive-ss	111 oz. (3.15 kg)	clear film

All hydrogenated styrene block copolymer structures tested formed compatible pressure sensitive adhesive compositions. No component separation occurred in the molten adhesive nor the coated films. The high molecular weight block copolymer based adhesive exhibited the best pressure sensitive adhesive performance. Additional formulations were made employing higher concentrations of block copolymer in an attempt to maximize the heat resistance and peel adhesion. The base composition was as follows:

10

<u>Ingredients</u>	<u>Concentration</u>
Polymer B	15
Block Copolymer	20
Escorez® 5400 tackifier resin	55
Pennznep 500 oil	10

15

Example	Block Copolymer Tradename	SAFT	180° Peel	Loop Tack	Appearance
9	Kraton® G-1652	160°F (71°C)	5.3 #/inch (983 g/cm)	72 oz. (2.04 kg)	Clear film
10	Kraton® G-1650	164°F (73°C)	5.0 #/inch (894 g/cm)	71 oz. (2.01 kg)	Clear film
11	Kraton® G-1657	143°F (62°C)	5.2 #/inch (929 g/cm)	80 oz. (2.27 kg)	Clear film
12	Kraton® G-1730	152°F (67°C)	7.0 #/in zip (1251 g/cm)	85 oz. (2.41 kg)	Clear film
13	GRP-6917	192°F (89°C)	6.8 #/inch (1215 g/cm)	92 oz. (2.61 kg)	Clear film

Examples 9 to 13 all remained clear in both molten and in film form. The slightly higher molecular weight, Kraton® G-1650, did not appear to offer any significant performance advantages over Kraton® G-1652. Further, the low styrene content of Kraton® G-1657 is surmised not to provide equivalent network strength within the adhesive resulting in lower heat resistance. This "softer adhesive" did not show a significant improvement in Loop Tack. Example 12, comprising S-EP-S-EP exhibited zipper-like failure in the 180° degree peel test and thus, is surmised to have a Tg to close to room temperature. By employing GRP-6917, a high vinyl, high molecular weight S-EB-S block copolymer, a substantial improvement in heat resistance and Loop Tack was obtained in combination with a reduced viscosity.

Example 14 illustrates compositions which may be used for disposable article construction:

Example 14	
Polymer C (5 MI/0.87 density)	10.5
Kraton® G-1780	2.5

Escorez® 5400	58
500 sec process oil	28
Irganox® 1010	1
Visc. @ 275°F (135°C)	4310
Visc. @ 300°F (149°C)	2540
Spiral Spray T-peels average	118
Spiral Spray T-peels aged (2 weeks @ 49°C)	270
Spiral Spray T-peels aged (5 weeks @ 49°C)	301
Fine line T-peels (fl) Average	105
Fine line T-peels aged (2 weeks @ 49°C)	128
Fine Line T-peels aged (5 weeks @ 49°C)	151

Adding a small amount of block copolymer improved the cohesive strength without substantially increasing the viscosity .

5 Low Application Temperature Hot Melt Adhesive

A second experimental design was conducted with the ingredients and concentration ranges as follows:

	<u>Ingredients</u>	<u>Concentration Range (wt-%)</u>
10	Bareco® PX 100 Wax	20 (constant)
	Paraflint® C-80 Wax	5 (constant)
	Escorez® 5400	44 to 55
	Polymer B (ITP)	20 to 30

32

Kraton® G-1652

0 to 4

Kraton® G-1657

0 to 4

Examples 15-21

5 The total amount of polymer was constrained to a range of 25 wt-% to 31 wt-%. The measured responses were viscosity at 275°F (135°C), programmed oven peel and shear, open time, set time and cloud point. RS/1 computer software was used to generate a 15 experiment, 2 replicate D-optimal quadratic model design. The examples were compounded with a Caframo mixer, 300 grams each.

10 The following examples were selected to illustrate the compositions of the present invention (open temp and set temp are both shown in °F):

ITP	E5400	G1657	G1652	Open Tem	Set Tem	Cloud pt	PAFT	SAFT	V275F
23	44	4	4	172	139	268	138	181	2820
21	50	0	4	173	142	256	140	181	1086
21	50	4	0	169	132	202	142	148	1320
24.5	46.83	1.83	1.84	163	140	216	141	176	1285
20	50	2.5	2.5	169	143	214	145	175	1283
25	50	0	0	179	136	204	116	148	695
30	44	1	0	172	142	208	134	186	1191

RS/1 was used to fit a model for each response using stepwise regression and

15 no data was discarded as outlying. All responses were modeled with raw data with the exception of viscosity and cloud point. These two responses gave statistically better model fits with transformed data. An inverse square root transform was used for the viscosity response and inverse transformation for the cloud point. Since both transforms are using the inverse of the original data, the effects are also inversed and thus opposite.

20 As peel decreases the inverse peel increases. The following effects were discovered:

Ingredient	Polymer B	Escorez® 5400	Kraton®G1657	Kraton®G1652
100 g Peel	-1.4	-3.17	11	11.19
500 g Shear	25.66	-18.22	5.96	16.78
Set Temp	8.82	-6.76	2.33	9.06
Open Temp	10.06	4.1	-4.12	-4.74
Visc @ 135°C	-0.006	-0.0063	-0.104	-0.008
Cloud Point	-0.00017	0.00021	0.00026	-0.00089

Reference Mixture: (24.52:46.69: 1.84: 1.93)(ITP: E5400: G1657: G1652)

Interestingly, the incorporation of either block copolymer increases the programmed oven peel and decreases the open temperature to about the same extent.

- 5 The set temperature and programmed oven shear is increased substantially with the addition of the higher styrene content, 100% triblock block copolymer while the 35 wt-% diblock block copolymer contributes only a slight increase. Further, the addition of Kraton® G1652 increases the cloud point, indicative of poorer compatibility. Two optimized formulations, one containing a combination of block copolymers, Example 23, and the other containing a single block copolymer, Example 22, are depicted as follows:
- 10

The following compositions exhibited an excellent balance of superior properties:

Ingredients	Example 22	Example 23	Example 24
Polymer B	20.5	20	12
Escorez® 5400	49.7	49.7	52.5
Kraton® G1657	4.5	2.2	
Kraton® G1652	-	2.8	14
Bareco® PX-100	20	20	21
Paraflint® C-80	5	5	
Irganox® 1010	0.3	0.3	0.5

Physical Properties	Example 22	Example 23	Example 24
Viscosity (cPs) at 250°F (121°C)	2320	2156	8000
Viscosity (cPs) at 275°F (135°C)	1386	1285	3275
Viscosity (cPs) at 300°F (149°C)	890	886	1700
Set Temperature °F (°C)	142°F (61°C)	141°F (61°C)	
Open Temp °F (°C)	167°F (75°C)	167°F (75°C)	
Cloud Point °F (°C)	201°F (94°C)	219°F (104°C)	
Gardner Color	1	1	1
100 g Peel °F (°C)	135°F (57°C)	141°F (61°C)	157°F (69°C)
500 g Shear °F (°C)	159°F (71°C)	177°F (81°C)	179°F (82°C)

A thermal stability was conducted on Examples 22 and 23 at 135°C. After 200 hours of heat history the change in viscosity was 5% or less and an increase in color of 2-3 Gardner units was noted. Example 23 was hazy yet no gel or phasing was present at 200 hours.

Bond Testing

All bonds were prepared on Inland board stock via the Waldorf.

10

% Fiber Tear

Temperature	0° F (~-18°C)	40° F (-4.5°C)	RT (25°C)
Example 22	no fiber tear	Good	excellent
Example 23	no fiber tear	Good	excellent

Bookbinding Adhesive Compositions

A third experimental design was conducted with the ingredients and concentration ranges as follows:

5	<u>Ingredients</u>	<u>Concentration Range (wt-%)</u>
	Bareco® PX 100 Wax	25 (constant)
	Escorez® 5615	35 (constant)
	Polymer B	10 to 25
	Kraton® G 1652	0 to 20
10	Kraton® G 1657	0 to 20

The sum of polymer was constrained to 30 wt-% to 40 wt-%. The measured responses were viscosity at 177°C (350°F), programmed oven peel (100g), Young's Modulus, ultimate tensile, elongation at break, storage modulus and DMA crossover temperatures. RS/1 was used to generate an 11 experiment design, which included 3 replicates. The sample size was 300 g and each sample was made on a Caframo upright mixer. Samples made with Kraton® G-1652 appeared much less compatible than those made with Kraton® G-1657. It was surmised that this could be attributed to the higher styrene content. RS/1 was used to fit a model for each of the responses.

In general, this design yielded a series of products with very high tensile strengths and heat resistance while maintaining low viscosity. For example, the minimum viscosity predicted by the model is 2,630 cPs at 177°C. Even at this low of viscosity, the model predicts an ultimate tensile of 708 psi (50 kg/cm²), an elongation at break of 607%, and a 100g oven peel value of 72°C (162°F). The cold crack is assumed to be about 10°F (~-12°C). At a viscosity of 5000 cPs at 176.7°C, the tensile climbs to 1154 psi (81 kg/cm²). The highest possible tensile predicted is 1620 psi or 114 kg/cm² (visc = 12,224 cPs), and the highest possible peel is 80°C (visc = 10,540 cPs). The lowest predicted peel value with any product in the design is 71.6°C (161°F). Even this is much higher than typical EVA based hot melt bookbinding adhesives.

The effects diagrams depicted in Figures 4 to 8 form the basis of the following conclusions. Kraton® G-1657 increases viscosity more than Kraton® G-1652, although

not by much. Increasing the block copolymer concentration at the expense of homogeneous ethylene/ α -olefin interpolymer (ITP) increases the peel values, the G-1657 having a slightly greater effect than the G-1652. Further, adding ITP at the expense of block copolymer increases Young's Modulus. Kraton® G-1652 has a significantly
5 greater effect than Kraton® G-1657 in increasing tensile strength. Adding Kraton® G-1657 increases elongation at break, while adding Kraton® G-1652 decreases elongation. This is probably due to the lower compatibility of G-1652. These results suggest that lower styrene content block copolymer is preferred. The higher styrene content block copolymer contributes higher tensile strengths, yet is marginally compatible. However,
10 the tensile strength of the Kraton® G-1657 containing products is surmised to be sufficient.

Examples 25-31

The following bookbinding formulations illustrate the compositions of the
15 present invention and are found within the design range specified above.

Example	PX100	E5615	Polymer B	G1652	G1657
25	25	35	20.0	20.0	0.0
26	25	35	25.0	0.0	15.0
27	25	35	10.0	10.0	20.0
28	25	35	10.0	20.0	10.0
29	25	35	25.0	7.5	7.5
30	25	35	25.0	15.0	0.0
31	25	35	18.3	10.8	10.8

Example	Viscosity at 350°F (177°C)	100 g Peels °F (°C)	Storage Modulus G'	Crossover Temp. (°C)	Young's Modulus (psi)	Ultimate Tensile (psi)	Elongation at Break (%)
25	5734	167 (75)	6.70E+08	100	13290 935 kg/cm ²	1354 95 kg/cm ²	493
26	3450	161 (72)	4.70E+08	91	10506 739 kg/cm ²	516 36 kg/cm ²	873
27	12950	175 (79)	5.50E+08	90	6625 466 kg/cm ²	1838 129 kg/cm ²	673
28	11750	173 (78)	6.30E+08	96	9423 663 kg/cm ²	1623 114 kg/cm ²	535
29	2843	161 (72)	6.20E+08	91	15878 1118 kg/cm ²	791 56 kg/cm ²	660
30	2515	165 (74)	5.10E+08	89	15954 1123 g/cm ²	698 49 g/cm ²	446
31	5760	168 (76)	8.80E+08	90	11687 823 g/cm ²	1061 75 kg/cm ²	578

Following are two exemplary bookbinding adhesive compositions:

Ingredients	Example 32	Example 33
Polymer B (1000 MI/0.87)	20.0	20.0
Kraton® G-1657	20.0	15.0
Hercules® V-1120	34.5	24.5
Escorez® 5400	20.0	30.0
HMP Wax	25.0	20.0
Irganox 1076	0.5	0.5
Visc. @ 350°F (~177°C)	5,775 cPs	3,415 cPs
100 g Peels °F (°C)	156 (~69)	150 (~66)
Cold Crack °F (°C)	10 (~-12)	15 (~-9)

Ambient Range (100g peel-cold crack)	146°F (~63°C)	135°F (~57°C)
Ultimate Tensile (psi)	800 (56 kg/cm ²)	730 (51 kg/cm ²)
Yield Point (psi)	354 (25 kg/cm ²)	360 (25 kg/cm ²)
Elongation @ Break (%)	1,570	780

Although the viscosity of these products is not unusually low (as compared to conventional technology), the viscosity is acceptable. The ambient range of these products is quite broad as compared to conventional one shot bookbinding hot melts which range from about 100°F to about 120°F (about 38°C to about 49°C) for exceptional systems. Rubber based hot melt adhesives may have similar ambient ranges but are seldom used as one shot products and lack thermal stability as compared to the examples shown above. A combination of all these properties has not been achieved with previous bookbinding adhesive compositions.

Additionally, the compositions can be modified in ambient range either higher or lower to promote characteristics which may be desirable in extreme conditions of heat and cold. By employing higher melt point tackifiers, additional heat resistance in 100g peel can be obtained. By contrast, lower melt point waxes and tackifying resins can be employed to promote exceptional low temperature performance. Also, adhesive compositions can be formulated which have a slower rate of set and lower viscosity than the depicted examples for use at lower application temperatures. While it is common to apply one shot bookbinding hot melts at 330°F - 375°F (~166°C -191°C), lower application temperatures in the 225°F - 300°F (~107°C -149°) are contemplated within the scope of this technology.

These bookbinding adhesives are useful for one-shot or perfect binding, two-shot bookbinding, casemaking and casing-in. One-shot or perfect binding is a process by which the cover of the book is attached to the spine of the book block through the use of one adhesive which is applied to the spine. The book block is formed from signatures which are subsequently formed from the sheets of the book. A signature is made up of many sheets whereas the book block is made up of many signatures. Two-shot bookbinding first involves the application of a primer to the spine of the book block and

then secondly, the adhesive which forms the bond to the cover is applied. There are also alternate types of applications including one called Rep-Kover in which a soft cover book is bound. The adhesive is applied to the cover and the cover is then bonded to the book block along the sides of the spine rather than on the spine itself. A piece of crepe
5 may be bonded to the spine but the cover itself remains free of the spine. This is generally used for soft cover books. Each of these methods requires a fast-setting adhesive which generally has a higher wt-% of wax such as those found in the examples above.

Casing-in is the process by which the case or cover of the book is attached to the
10 book end sheets. The end sheets are those outer pages of the book block. Case-making is the process by which the case of the book is made. Both of these processes require slower setting adhesives having a lesser wt-% of wax.

Example 32

15 This example illustrates a third preferred composition useful for bookbinding. A sample was prepared by blending a sample of 20% by weight of an interpolymers of ethylene/1-octene having a melt index of 1000 g/10 minutes and a density of 0.87 g/cm³ available from the Dow Chemical Co. in Freeport, TX; 20% by weight Kraton® G 1730, a styrene-ethylene/propylene-styrene-ethylene/propylene block copolymer available from
20 Shell Chemical Co. in Houston, TX; 39.5% by weight of a dicyclopentadiene tackifying resin having a T_g of about 81°C onset temperature, a molecular weight, M_z, of about 2200 g/mole, M_n of about 500 g/mole and M_w of about 800 g/mole relative to polystyrene standards; 20% by weight Bareco® PX-100, a high melting point synthetic resin and 0.5% by weight Irganox® 1076 hindered phenolic antioxidant. The following data was
25 obtained:

Physical Properties	Example 32
Viscosity @ ~ 177°C (cPs)	4,465
Programmed 100 g oven peel (°C)	77
Cold Crack (°C)	-1
Ambient range (100g peel-cold crack) (°C)	61
Ultimate Tensile (psi)	1,021 (~72 kg/cm ²)
Yield Point (psi)	310 (~22 kg/cm ²)
Elongation at Break (%)	690

Claims:

1. A non-pressure sensitive hot melt adhesive composition comprising:
 - a) from about 5 wt-% to about 50 wt-% of at least one homogeneous linear or substantially linear ethylene/alpha-olefin interpolpolymer characterized as having a density from 0.850 to 0.965 g/cm³;
 - b) from about 1 wt-% to about 40 wt-% of at least one block copolymer; and
 - c) from about 30 wt-% to about 75 wt-% of at least one tackifying resin..
2. A hot melt adhesive composition comprising:
 - a) from about 5 wt-% to about 40 wt-% of at least one homogeneous ethylene/alpha-olefin interpolpolymer characterized as having a density from 0.850 to 0.965 g/cm³ and a melt index of greater than about 30 g/10 min;
 - b) from about 1 wt-% to about 40 wt-% of at least one block copolymer; and from about 10 wt-% to about 75 wt-% of at least one tackifying resin.
3. A hot melt adhesive composition comprising:
 - a) from about 5 wt-% to about 40 wt-% of at least one homogeneous ethylene/alpha-olefin interpolpolymer characterized as having a density from 0.850 to 0.965 g/cm³;
 - b) from about 10 wt-% to about 20 wt-% of at least one block copolymer; and
 - c) from about 10 wt-% to about 75 wt-% of at least one tackifying resin.
4. The hot melt adhesive composition of Claims 1 to 3 further comprising about 10 wt-% to about 55 wt-% of at least one wax.
5. The hot melt adhesive composition of Claim 4 wherein the wax is a synthetic high melting point wax.
6. The hot melt adhesive composition of Claims 2 and 3 further comprising about 10 wt-% to about 40 wt-% of at least one oil.

7. The hot melt adhesive composition of Claims 1 to 6 wherein the block copolymer has a hydrogenated mid-block.
8. The hot melt adhesive composition of Claim 7 wherein the mid-block of the
5 block copolymer is ethylene/butylene, ethylene/propylene, and mixtures thereof.
9. The hot melt adhesive composition of Claims 1 to 8 wherein the block copolymer has a diblock content from 0 to about 20 wt-%.
- 10 10. The hot melt adhesive of Claims 1 to 9 wherein the styrene content of the block copolymer ranges from about 5 wt-% to about 20 wt-%.
11. The hot melt adhesive of Claims 1 to 10 wherein the solution viscosity of the block copolymer is less than 5000 cPs for at 25 wt-% solution.
- 15 12. The hot melt adhesive of Claims 1 to 11 wherein the block copolymer has a high vinyl content midblock.
13. The hot melt adhesive of Claims 1 to 12 wherein the programmed oven peel is
20 greater than about 55°C.
14. The hot melt adhesive of Claims 1 to 13 wherein the programmed oven peel is greater than about 60°C.
- 25 15. The hot melt adhesive of Claims 1 to 14 wherein the SAFT is greater than about 60°C.
16. The hot melt adhesive of Claims 1 to 15 wherein the viscosity is less than about 5000 cPs at 150°C.

17. The hot melt adhesive of Claims 1 to 3 and 6 to 16 wherein the loop tack is greater than about 4 lbs (1.8 kg).
18. The hot melt adhesive of Claims 1 to 17 wherein the melt index of the homogeneous ethylene/alpha-olefin interpolpolymer is greater than about 100 g/10 min.
19. The hot melt adhesive of Claim 18 wherein the melt index of the homogeneous ethylene/alpha-olefin interpolpolymer is greater than about 500 g/10 min.
20. A book comprising a book block and cover and bonded with the adhesive of Claims 1 to 5, 7 to 11, and 18 to 19.
21. A tape comprising a substrate coated with the adhesive of Claims 1 to 3 and 6 to 19.
22. A case, carton or tray comprising a substrate bonded with the adhesive of Claims 1 to 5, 7 to 11, and 18 to 19.

1/4

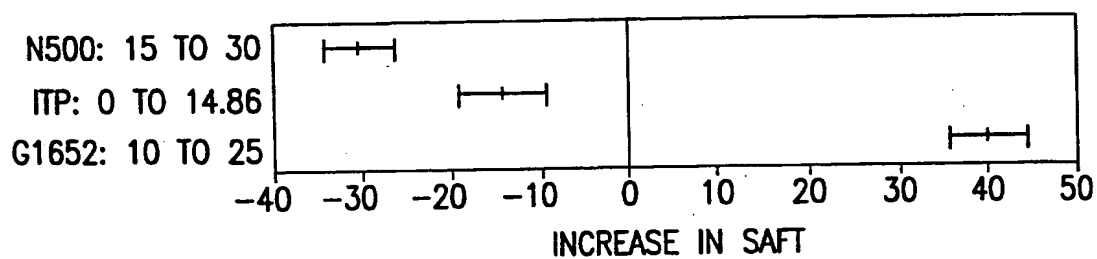


FIG.1

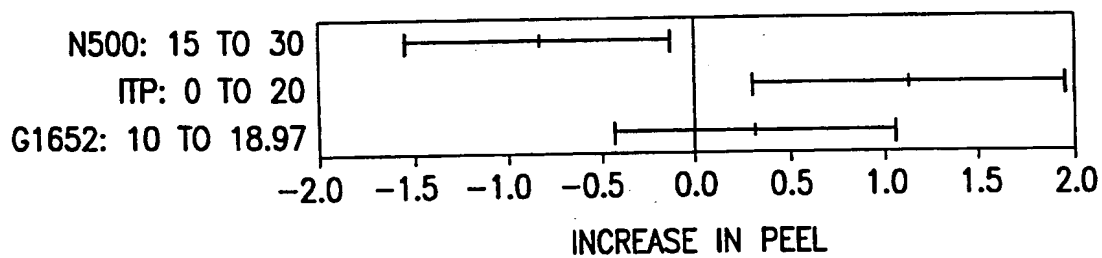


FIG.2

2/4

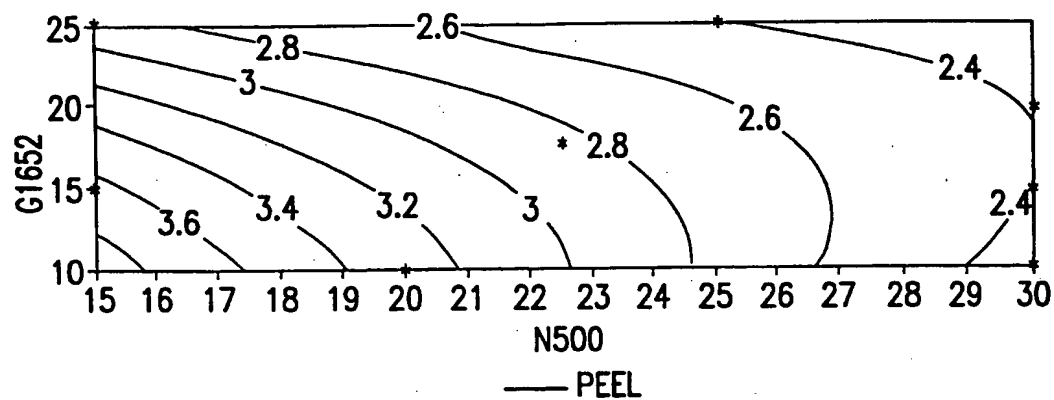


FIG.3

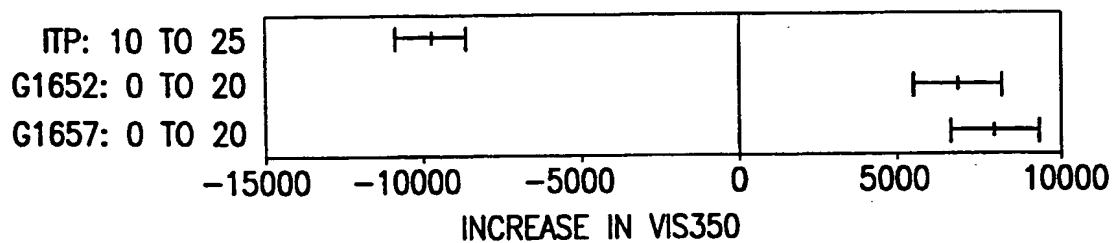


FIG.4

3/4

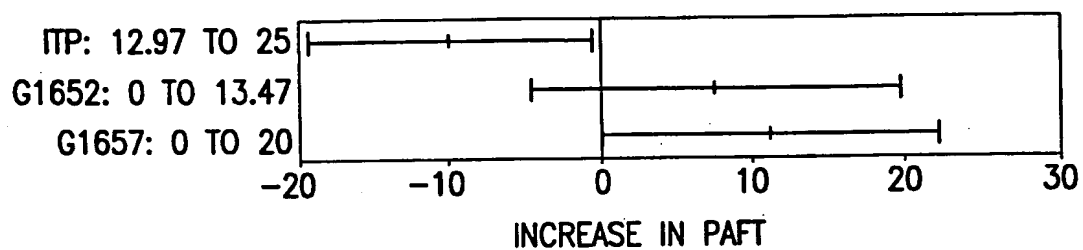


FIG.5

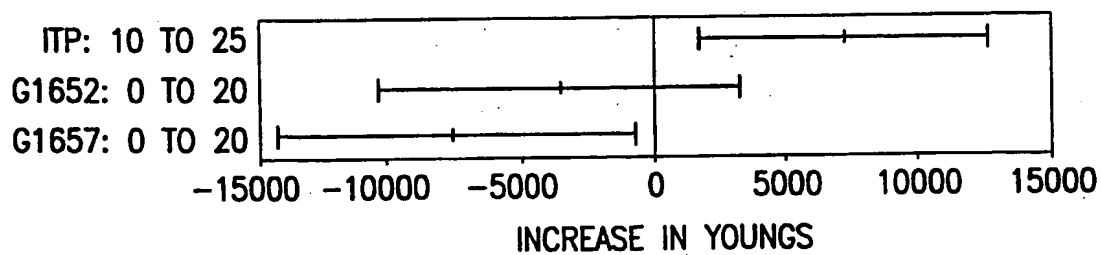


FIG.6

4/4

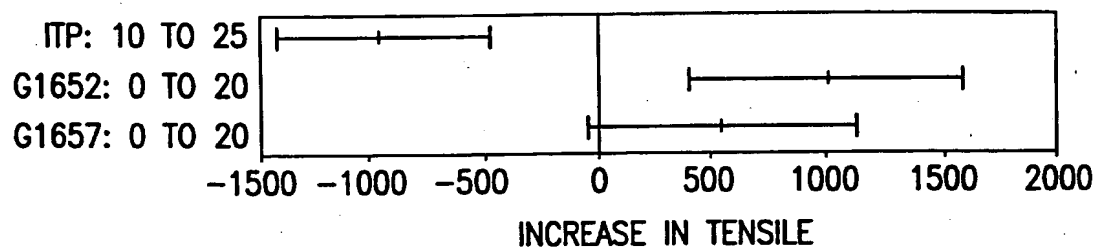


FIG.7

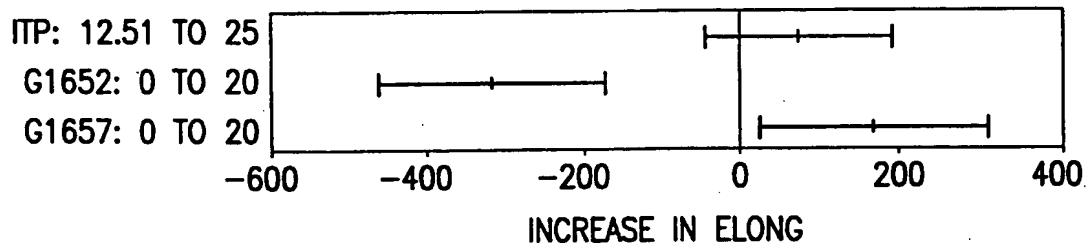


FIG.8

INTERNATIONAL SEARCH REPORT

International Application No
PC./US 99/14836

A. CLASSIFICATION OF SUBJECT MATTER

IPC 7 C09J123/04 C09J153/02 //(C09J123/04,C09J153:02)

According to International Patent Classification (IPC) or to both national classification and IPC

B. FIELDS SEARCHED

Minimum documentation searched (classification system followed by classification symbols)

IPC 7 C09J

Documentation searched other than minimum documentation to the extent that such documents are included in the fields searched

Electronic data base consulted during the international search (name of data base and, where practical, search terms used)

C. DOCUMENTS CONSIDERED TO BE RELEVANT

Category *	Citation of document, with indication, where appropriate, of the relevant passages	Relevant to claim No.
X	WO 97 33921 A (DOW CHEMICAL CO ;FULLER H B LICENSING FINANC (US); SIMMONS EUGENE) 18 September 1997 (1997-09-18) page 5, line 18 - page 7, line 31 page 9, line 6 - line 31 page 15, line 11 - page 16, line 30 page 22, line 5 - line 20 examples 55,56; table 13 claim 15	1-22
P,X	WO 98 44063 A (FULLER H B LICENSING FINANC) 8 October 1998 (1998-10-08) page 5, line 11 - line 24 page 3, line 15 - page 4, line 15 page 11, line 9 - page 12, line 16 --- -/--	1-3

☒ Further documents are listed in the continuation of box C.

☒ Patent family members are listed in annex.

* Special categories of cited documents :

- "A" document defining the general state of the art which is not considered to be of particular relevance
- "E" earlier document but published on or after the international filing date
- "L" document which may throw doubts on priority claim(s) or which is cited to establish the publication date of another citation or other special reason (as specified)
- "O" document referring to an oral disclosure, use, exhibition or other means
- "P" document published prior to the international filing date but later than the priority date claimed

- "T" later document published after the international filing date or priority date and not in conflict with the application but cited to understand the principle or theory underlying the invention
- "X" document of particular relevance; the claimed invention cannot be considered novel or cannot be considered to involve an inventive step when the document is taken alone
- "Y" document of particular relevance; the claimed invention cannot be considered to involve an inventive step when the document is combined with one or more other such documents, such combination being obvious to a person skilled in the art.
- "&" document member of the same patent family

Date of the actual completion of the international search

13 September 1999

Date of mailing of the international search report

01/10/1999

Name and mailing address of the ISA

European Patent Office, P.B. 5818 Patentlaan 2
NL - 2280 HV Rijswijk
Tel. (+31-70) 340-2040, Tx. 31 651 epo nl,
Fax: (+31-70) 340-3016

Authorized officer

Parry, J

INTERNATIONAL SEARCH REPORT

International Application No
PCT/US 99/14836

C.(Continuation) DOCUMENTS CONSIDERED TO BE RELEVANT

Category *	Citation of document, with indication, where appropriate, of the relevant passages	Relevant to claim No.
A	<p>WO 98 03603 A (ALBRECHT STEVEN W ;FULLER H B LICENSING FINANC (US); KAUFFMAN THOM) 29 January 1998 (1998-01-29) page 23, line 26 - line 33 -----</p>	1-22

INTERNATIONAL SEARCH REPORT

Information on patent family members

International Application No

PCT/US 99/14836

Patent document cited in search report	Publication date	Patent family member(s)	Publication date
WO 9733921 A	18-09-1997	AU 2213997 A CA 2248934 A CN 1216552 A EP 0886656 A NO 984208 A	01-10-1997 18-09-1997 12-05-1999 30-12-1998 11-11-1998
WO 9844063 A	08-10-1998	NONE	
WO 9803603 A	29-01-1998	AU 3665797 A EP 0912646 A NO 990253 A	10-02-1998 06-05-1999 21-01-1999